

 Edit

Syllabus



Course Information

Section	Semester	Dates	Location	Units
3408	Spring 2022	January 18 - May 25	Online	3

In order to successfully complete this course **read everything thoroughly!!!**



Course Description

This course introduces the principles of object-oriented programming using the Java programming language. Students will investigate and evaluate various programming design methodologies and apply them to programming problems using Java. Java features that will be covered include language syntax, class definitions, control structures, function definitions, and basic data structures. No prior programming experience required.




Course Objectives

- Analyze the basic structure of a Java application and be able to document, debug, compile, and run a simple application.
- Create, name, and assign values to variables.
- Use common control statements to implement flow control, looping, and exception handling.
- Create methods (functions and subroutines) that can return values and take parameters.
- Create, initialize, and use arrays to solve data storage and retrieval problems.
- Explain the basic concepts and terminology of object-oriented programming.
- Use common objects and references types.
- Create common GUI components and modify their properties at both run time and design time.
- Differentiate between object-oriented, structured, and functional programming methodologies.
- Analyze and trace the execution of Java computer programs.

Course Learning Outcomes


- Prepare a program/algorithmic design for a simple straight-line problem.
- Code and implement a Do/while loop construct for a given problem.
- Code and implement a While loop construct for a given problem.
- Code and implement a For loop construct for a given problem.
- Create a robust test suite in support of a Java program design.
- Implement a test module as part of the program design that will exercise a test suite.
- Code and implement the for, while, and do while looping constructs.
- Code and implement the if, if else, conditional, and switch decision constructs.
- Develop algorithms in Java that implement arrays for storage and data retrieval.
- Develop an understanding of the use of data in the creation of classes
- Prepare a program that demonstrates the correct use of abstract data types.

Instructor Info



 Professor Bill Bennett

 [bbennett@msjc.edu \(mailto:bbennett@msjc.edu;\)](mailto:bbennett@msjc.edu) - or- [Canvas Inbox](#).

 (951) 639-5530


 [Computer Information Systems Department \(http://cis.msjc.edu\)](http://cis.msjc.edu) (CIS)

I enjoy teaching and I enjoy talking to you. If you would like to discuss course material or anything having to do with technology then I want to hear from you. The easiest way to communicate with me is through the [Help!](#)

discussion forum. This is intended to be for more general questions. If you feel that you would prefer a

private conversation you can email me (BBennett@msjc.edu (<mailto:BBennett@msjc.edu>)) or message me using the Canvas inbox. In any case, you can expect a response from me within 48 hours. Currently I don't have any face-to-face office hours, but I will post an announcement if that changes.

Textbook Information



Text: *Java How To Program; Late Objects Version*

ISBN #: 0134791401

Author: Paul Deitel, Harvey Deitel

Publisher:

This textbook is not required, but is recommended if you want to get a deeper understanding of the Java topics that will be covered in this class.

Grading

Exams	Assignments	Discussions	Guided Practice	Total
600	190	110	208	1108

Grading Scale

Scale	Grade
>89%	A
>79%	B
>69%	C
>59%	D
<59%	F

Weekly Assignment Schedule

Assignments and their Due Dates

Week	Topic	Due
Week 1, January 18	Orientation Module, Student-Check-In	January 19 by 11:59 PM
Week 1, January 18	Unit 1	January 23 by 11:59 PM
Week 2, January 24	Unit 2	January 30 by 11:59 PM
Week 3, January 31	Unit 3	February 6 by 11:59 PM

Week	Topic	Due
Week 4, February 7	Unit 4	February 13 by 11:59 PM
Week 5, February 14	Unit 5	February 20 by 11:59 PM
Week 6, February 21	Unit 6	February 27 by 11:59 PM
Week 7, February 28	Self-Examination Exam 1, Exam 1	March 6 by 11:59 PM
Week 8, March 7	Unit 7: Guided Practice & Assignments 7A & 7B	March 13 by 11:59 PM
Week 9, March 14	Unit 7: Guided Practice & Assignment 7C, Unit 7 Discussion	March 20 by 11:59 PM
Week 10, March 21	Self-Examination Exam 2, Exam 2	March 27 by 11:59 PM
Week 11, April 4	Unit 8	April 10 by 11:59 PM
Week 12, April 11	Self-Examination 3, Exam 3	April 17 by 11:59 PM
Week 13, April 18	Unit 9: Guided Practice 9A & 9B, Assignment 9A	April 24 by 11:59 PM
Week 14, April 25	Unit 9: Guided Practice 9C, Assignment 9B, Unit 9 Discussion	May 1 by 11:59 PM
Week 15, May 2	Unit 10: Guided Practice 10A & 10B, Assignment 10A	May 8 by 11:59 PM
Week 16, May 9	Unit 10: Guided Practice 10C, Assignment 10B, Unit 10 Discussion	May 15 by 11:59 PM
Week 17, May 16	Unit 11	May 22 by 11:59 PM
Week 18, May 23	Exam 4 , Complete Course Feedback	May 25 by 11:59 PM

When are Assignments Due?

ALL ASSIGNMENTS MUST BE SUBMITTED by 11:59 P.M. on it's DUE DATE! See **Weekly Assignment Schedule** in your class [Syllabus](#).

No Late Assignments



No assignments will be accepted without extenuating circumstances. "I had to work," "I was sick," or "I didn't understand the instructions" are **NOT** extenuating circumstances.

Hospitalization of yourself or death of an immediate family member are, but will require supporting evidence. This does not exempt you from completing any assignment which **MUST** be submitted by the last day of the class to receive credit.



How To Get Help?

There are several ways to get help in this course:

1. Post your question or problem in the discussion forum titled **Help!** I encourage you to check this forum frequently, as you may find answers to your questions or problems already posted by other students. I also encourage students to help out other students in this forum as well as the weekly coding forums to earn extra credit points.
2. The second method of resolving your question or problem is to contact me directly. You can email me your question or problem description to [BBennett@msjc.edu \(mailto:bbennett.msjc.edu\)](mailto:BBennett@msjc.edu), or post your issue for me to read in the **Canvas Inbox** (<https://zoom.us/j/4620307622>). I will usually respond to your posts and emails within 48 hours, Monday through Thursday at 5:00 P.M. Emails I receive after 5:00 P.M. on Thursday, or on Friday, Saturday, or Sunday, will be responded to the following Monday. **Note:** Please type your **course number** and **section number** in the **Subject** field of all emails you send me (see [CIS Email Policy \(http://cis.msjc.edu/info/EmailPolicy\)](http://cis.msjc.edu/info/EmailPolicy)). **Note:** Be sure to **Subscribe** to the **Help!** forum so that you will be notified each time a user makes a post to it.
3. The third option, if you have a coding problem is to contact one of our [Career Education tutors \(https://cis.msjc.edu/Support/Tutoring/\)](https://cis.msjc.edu/Support/Tutoring/), whose job it is to tutor any student who needs assistance in completing any portion of this course - except exams.
- 4.

★ How Can I Earn Extra Credit?

This course is jammed pack with information, most of it been created in-house by MSJC's CIS professors. Being human, We do make mistakes! While you read through the online course materials, if you find a typo, a misspelled word, or a grammatical error, I would very much appreciate it if you would call it to our attention. All you have to do is tell the professor who is teaching your class which page you found it on (copy and paste the URL into your message or email) and give them a general description of the error and where to find it on the page. For each one you submit you will be awarded 5 extra credit points and our deepest gratitude.

This is the only way to earn extra credit in this class, please don't ask if you can earn extra credit any other way. As long as you do the required work in this class, read the lectures, complete and submit the guided practices, assignments, and exams on-time, there should be little to no need for you to earn points by way of extra credit.

Equity Statement

According to the rules and regulation of MSJC's student conduct (Section 605.04B Board Policy): "Cheating, plagiarism, or other forms of academic dishonesty" are subject to disciplinary sanctions. All

course work must be your original work. Any passages that are from another author must be cited properly. Assignments will be submitted to the Instructional Plagiarism Checker for review. Assignments will not receive credit where any plagiarism is not resolved.

Academic Dishonesty

It may at times be possible for you to find a solution to your homework assignments on the web or in a book. You could probably even have someone else complete your assignments for you. Please do not do this. You are only hurting yourself and the reputation of the school. I am here to help. If you are having problems contact me immediately using the Canvas messaging system or email. I am sure that we can straighten out any difficulties that you are having.

I will be the first person to say that references are a great thing. Please use them as just that. Mt San Jacinto College does not tolerate cheating in any form. Anyone caught plagiarizing any submissions can expect disciplinary action including, but not limited to, a letter grade of 'F' in the course, a grade of 'F' for that particular assignment, removal, suspension, or expulsion.

Communications

You are expected to communicate with your instructor and your fellow students in respectful courteous manner. This means that rude disrespectful emails or forum posts will not be tolerated (see [Netiquette \(https://cis.msjc.edu/Support/Netiquette/\)](https://cis.msjc.edu/Support/Netiquette/)).

Student Drop Policy

Any student who fails to complete three or more assignments, exams or quizzes may be dropped from the course by the instructor.

Instructor's Regular Effective Contact Policy

For quickest response to questions or problems regarding this course, students should always send me an email using the format specified in the [CIS Email Policy \(https://cis.msjc.edu/generalInformation/emailPolicy\)](https://cis.msjc.edu/generalInformation/emailPolicy) to the email address listed in the instructor box at the top of the Syllabus.

When emailing me during my stated online office hours, which can be found by clicking on the "Hours" link within the Instructor's box of this course, I will usually respond within the same day -

depending on my student case load for that particular day. Students are always responded to on a first come first served basis.

When emailing me outside of my posted office hours, when posting to a discussion thread, or when submitting an assignment, students can expect that they will receive an appropriate response, when required, within 48 hours of the post or submission (Monday thru Thursday at 5:00 P.M.). Emails received after Thursday at 5:00 P.M. will be responded to on the following Monday.

To schedule a face-to-face meeting during the posted face-to-face office hours or to request synchronous contact via: virtual office, by telephone, or IM (Instant Messaging); please email your request so that we can schedule a mutually convenient meeting time.

From time to time, as it is deemed necessary, contact will be initiated with you, individually or jointly, via: email, Canvas Announcements, or Discussion Board posts to help keep you informed and up-to-date regarding your progress or status in this course. Be sure that you read all Announcements I post on Canvas and check your MSJC email on a daily basis. Please click "Reply" when responding to an email I send you so that my email message is included in your email response. That way I can easily keep track of what our discussion thread pertains to.

Plagiarism, Cheating, and Stealing Policies (Academic Integrity)

- Any student who plagiarizes the work of any other person will be given a zero on any and all assignments where plagiarism has been utilized.
- Any student caught cheating on a quiz or final exam will receive a zero for quiz or final exam.
- Any student caught removing items from the classroom including but not limited to: lab materials and tools, without authorization, will be dropped from the course and given an automatic "F".

For more details on plagiarism and cheating, please review the [MSJC Student Conduct Web Resources \(http://www.msjc.edu/StudentServices/StudentConduct\)](http://www.msjc.edu/StudentServices/StudentConduct) page.

Learning Environment

All students are entitled to an environment that encourages learning. If a student behaves in a manner that negatively affects other class members, he or she is guilty of disruptive behavior. Such behavior will be addressed in a manner consistent with school policy.

Need Tutoring?

Check out the MSJC Learning Resource Centers! Academic Support is available for all students through the services provided in the [Learning Resource Centers](http://www.msjc.edu/LearningResourceCenter/Pages/default.aspx) (<http://www.msjc.edu/LearningResourceCenter/Pages/default.aspx>) on each campus. Inquire at each center regarding hours of operations and specific subjects for which tutors are available. In addition, some subject area specialist tutors are available for courses through specific departments. Ask your instructor if specialized tutors are available for your individual course.

Tutoring for some Business & CIS classes including Microsoft Office applications tutoring will be available in the Business/CIS computer lab in Room 956. Lab/tutor schedules can be found at <https://www.msjc.edu/careereducation/studentsupport/> (<https://www.msjc.edu/careereducation/studentsupport/>) (<https://www.msjc.edu/careereducation/studentsupport/>). Tutors change each semester, please check with the Business/CIS computer lab to learn what subjects have available tutors for the current semester.

Disability Statement

Mt. San Jacinto College abides by the American with Disabilities Act and Section 504 of the Rehabilitation Act of 1973 that prohibits federal and state agencies or programs from discriminating against qualified individuals with disabilities. Students in this course who have a documented disability, that limits a major life activity which may have some impact on your work in this class and for which you may require accommodations should meet with a [Accommodation Service Center](https://msjc.edu/asc/) (<https://msjc.edu/asc/>) facilitator as soon as possible.